



Furniture Catalog

And Custom Order Guide



Introduction

Welcome to our printed gallery of furniture. On these pages you will find details and photos of our solid wood furniture. We are grateful to Jeff and Carla Pyle for the generous opening of their historic house and store to us. They own this beautiful colonial house and general store combination in historic Odessa, Delaware. The building dates from 1821 and has been known as the Davis Store. The cover page room settings showcase the interior beauty of this colonial house and general store.



Hardwoods are a natural fiber, therefore even furniture that has a good protective finish may swell or shrink slightly from one season to another. With proper care, your solid wood furniture will give you service and satisfaction for years to come.

Proper care of solid wood furniture includes maintaining a humidity of 30-40% and using place mats or table cloths. Some things to avoid are extremes in temperature, the use of polishes that contain silicones, and contact with hot dishes.

Dimension Notes

In most cases, the given dimensions of a piece are its width and depth at its greatest points and the total height.

Measurements are given to be a guide, but they may vary slightly since each piece is built by hand. Due to a policy of continuous improvement, we reserve the right to change specifications without notice.

Table of Contents

Chairs & Stools	
Transitional	5
Colonial Windsor	10
Antique Reproduction	14
Desk Chairs	16
Benches	18
Counter Stools	20
Dining Room Tables	
4-Leg Tables	22
Draw-Leaf	28
Pedestal	29
Cupboards & Cabinets	
Penn Valley Cabinets	33
Artisan Cabinets	34
Shaker	34
Colonial	37
Mission	40
Bookcases	42
Occasional Tables	
Montgomery Village	44
King Street	46
Shaker Village	48
American Colonial	51
Mission	52
Cambridge	54
Country	56
Rocking Chairs	57
Children's Furniture	58
Accessories	59
Reclaimed Barnwood Collection	60
Stain & Paint Colors	63

Features and Craftsmanship



Wooden table slides (without gears) are solid wood. Notice the easy movement of our deep dovetailed slides.



Our pedestal tables are equipped with geared rails that are smooth running, and assure you that the top is centered on the base, regardless of how many leaves you use in the table.



We build our table aprons with a gap to accommodate the natural expansion and contraction of solid wood tops. The gap is covered with a moulding.



Most extension tables can store two to four leaves inside themselves between the slides. (Eency-Weency and Round tables are too short for leaf storage.)



Four leg style tables use a sturdy mitered corner block in each corner. This strong bolt-on system can easily be removed for moving.



Each chair leg is trimmed to make the chair sit solidly and equally on all four legs. This also protects your flooring.



Wooden wedges soundly pounded into the spindle, posts, and leg ends give you the security of a well made Windsor. After being glued and wedged, the excess is cut off and sanded smooth with the top surface. The contrasting grain assures you of the authentic design.



Solid hardwood steam bendings, as used on this continuous arm demonstrate the grace and beauty of Windsors. The art of steam bending is yet alive in America today!



Our catalyzed varnishes give you durability without sacrificing good looks. Just wipe up the spills after dinner and be satisfied that no damage has been done!



Leaves with aprons are available if you desire the fully enclosed look. A typical leaf order may include 1 or 2 aproned leaves so that the table can be extended permanently without a gap in the apron.



Leaves without aprons save storage space when they are not in use.



These heirlooms will be here
to serve your family's appetites and memories
for many generations.



Transitional Chairs & Stools

Chairs on this page are available with seats of wood [W], fabric [F], or leather [L].



Capri Chair
Side Chair
#372W · 19 ½"W x 21"D x 39"H
Arm Chair
#372AW · 22"W x 21"D x 39"H



Shaker Ladder-Back Chair
Side Chair
#27W · 19"W x 21½"D x 43½"H
Arm Chair
#27AW · 23"W x 21½"D x 43½"H



*Long finials
are standard
for the Shaker
Ladder-Back
chairs.
Button finials
are available
upon request.*



Capri Stool
#37224W · 20"W x 20"D x 42"H · 24"H Seat
#37230W · 20"W x 20"D x 48"H · 30"H Seat



Shaker Ladder-Back Stool
Swivel Stool
#27-24 · 19"W x 20½"D x 44"H · 24"H Seat
#27-30 · 19"W x 20½"D x 50"H · 30"H Seat

Non-Swivel Stool
#2724W · 19"W x 20½"D x 44"H · 24"H Seat
#2730W · 19"W x 20½"D x 50"H · 30"H Seat



Transitional Chairs & Stools

Chairs on this page are available with seats of wood [W], fabric [F], or leather [L].



Cambridge Chair

Side Chair

#336 · 20"W x 22½"D x 39"H

Arm Chair

#336A · 22½"W x 22½"D x 39"H



Park Avenue Chair

Side Chair

#325W · 20"W x 22½"D x 40"H

Arm Chair

#325AW · 23"W x 22½"D x 40"H



Cambridge Stool

#33624W · 20"W x 20"D x 43"H · 24"H Seat

#33630W · 20"W x 20"D x 49"H · 30"H Seat



Park Avenue Stool

#32524W · 20½"W x 22"D x 40"H · 24"H Seat

#32530W · 20½"W x 22"D x 46"H · 30"H Seat



Transitional Chairs & Stools

Chairs on this page are available with seats of wood [W], fabric [F], or leather [L].



Lumbar Mission Chair

#710W · 20"W x 21"D x 36½"H



Eastwood Chair

#700W · 18"W x 20"D x 35½"H



Lumbar Mission Stool

#71024W · 20"W x 22"D x 41½"H · 25½"H Seat

#71030W · 20"W x 22"D x 47½"H · 29½"H Seat



Mission Chair

Side Chair

#353W · 18½"W x 21"D x 39½"H

Arm Chair

#353AW · 23"W x 20½"D x 39½"H



Transitional Chairs & Stools

Some of our Windsors are built with a compound bending that forms the back and the arms. Other Windsors have arms that are attached to the bow or back post.



Shaker New England Windsor Chair
Side Chair
#55 · 20½"W x 21"D x 40½"H
Arm Chair
#55A · 24"W x 21"D x 41"H



Canterbury Chair
Side Chair
#61 · 20½"W x 21½"D x 37"H
Arm Chair
#61A · 23"W x 22"D x 37"H



Shaker Wheat-Back Windsor Chair
Side Chair
#75 · 19½"W x 21½"D x 40"H
Arm Chair
#75A · 25"W x 21½"D x 40"H



Transitional Chairs & Stools

Most Shaker or Transitional chairs have plain stretchers, legs, and arm posts.



Thumb-Back Chair
Side Chair
#58 · 20"W x 20½"D x 37"H
Arm Chair
#58A · 22½"W x 20½"D x 37"H



High-Back Arm Chair
Side Chair
#680 · 23"W x 21½"D x 41"H
Arm Chair
#680A · 23½"W x 22"D x 41"H



Shaker Windsor Chair
Side Chair
#23 · 18"W x 20½"D x 37½"H
Arm Chair
#23A · 22"W x 20½"D x 37½"H



Shaker New England Windsor Swivel Stool
#55-24 · 21"W x 21½"D x 42½"H · 24"H Seat
#55-30 · 21"W x 21½"D x 48½"H · 30"H Seat



Canterbury Swivel Stool
#61-24 · 20½"W x 20½"D x 44"H · 24"H Seat
#61-30 · 20½"W x 20½"D x 50"H · 30"H Seat



Shaker Wheat-Back Windsor Stool
#75-24 · 19½"W x 20½"D x 45"H · 24"H Seat
#75-30 · 19½"W x 20½"D x 51"H · 30"H Seat



Thumb-Back Stool
#58-24 · 19½"W x 20½"D x 43"H · 24"H Seat
#58-30 · 19½"W x 20½"D x 49"H · 30"H Seat



High-Back Swivel Stool
#680-24 · 23"W x 19½"D x 46"H · 24"H Seat
#680-30 · 23"W x 19½"D x 52"H · 30"H Seat



Shaker Windsor Swivel Stool
#23-24 · 18"W x 19½"D x 41½"H · 24"H Seat
#23-30 · 18"W x 19½"D x 47½"H · 30"H Seat



Colonial Windsor Chairs & Stools

Pressed back chairs were very popular in the 1930's. Forty years later, we designed these chairs for another emerging oak market.



Press-Back Chair

Side Chair

#505 · 21½"W x 21½"D x 39"H

Arm Chair

#505A · 24"W x 21½"D x 39"H



Colonial Arrow-Back Chair

Side Chair

#18 · 19"W x 19½"D x 36"H

Arm Chair

#18A · 24½"W x 20½"D x 36"H



Acorn Colonial Arrow-Back Chair

Side Chair

#19 · 19"W x 19½"D x 36"H

Arm Chair

#19A · 24½"W x 20½"D x 36"H



Colonial Windsor Chairs & Stools

Our Wheat-Back and Harvest-Back chairs simulate the bundle of wheat stalks that were tied together to form a sheaf.



Ten Spindle Wheat-Back Chair

Side Chair

#496 · 20"W x 23"D x 40"H

Arm Chair

#496A · 20"W x 23"D x 40"H



Wheat-Back Windsor Chair

Side Chair

#74 · 19½"W x 21½"D x 40"H

Arm Chair

#74A · 25"W x 21½"D x 40"H



Harvest-Back Windsor Chair

Side Chair

#76 · 21½"W x 21"D x 38"H

Arm Chair

#76A · 26"W x 21"D x 38"H



Press-Back Swivel Stool

#505-24 · 21½"W x 21½"D x 44"H · 24"H Seat

#505-30 · 21½"W x 21½"D x 50"H · 30"H Seat

The beauty and durability provided by solid hardwood furniture is undeniable. It provides:

- Enduring value from one generation to another.
- The warmth that synthetics cannot give.
- The expression of each individual tree by its own unique color and grain.



Ten Spindle Wheat-Back Swivel Stool

Side Chair

#496-24 · 20½"W x 21½"D x 47"H · 24"H Seat

#496-30 · 20½"W x 21½"D x 53"H · 30"H Seat

Arm Chair

#496A-24 · 24"W x 21½"D x 47"H · 24"H Seat

#496A-30 · 24"W x 21½"D x 53"H · 30"H Seat



Wheat-Back Windsor Swivel Stool

#74-24 · 19½"W x 21½"D x 45"H · 24"H Seat

#74-30 · 19½"W x 21½"D x 51"H · 30"H Seat



Harvest-Back Windsor Swivel Stool

#76-24 · 21½"H x 21½"D x 44"H · 24"H Seat

#76-30 · 21½"H x 21½"D x 50"H · 30"H Seat



Colonial Windsor Chairs & Stools

Most of our Colonial Windsors have decorative stretchers, legs, and arm posts.



New England Windsor Chair

Side Chair

#54 · 20½"W x 21"D x 40½"H

Arm Chair

#54A · 24"W x 21"D x 41"H



Nine Spindle Windsor Chair

Side Chair

#498 · 21"W x 21½"D x 39½"H

Arm Chair

#498A · 22"W x 21½"D x 39½"H



Lancaster Arrow-Back Chair

Side Chair

#712 · 21" W x 19½"D x 40"H

Arm Chair

#712A · 23½"W x 19½"D x 40"H



Colonial Windsor Chairs & Stools

A Windsor chair is built from a shaped and contoured wooden plank. It is drilled from the top and bottom to anchor posts, usually with spindles above and legs below. The upper parts are secured into the seat, and are separate from the leg frame. They are unlike other styles such as ladder-back or Queen Anne chairs which have continuous legs and back-post frames.



Shaker Windsor Chair with Arrows

#230 · 18"W x 20½"D x 37½"H



Charter Windsor Chair with Arrows

#240 · 18"W x 20½"D x 37½"H



Charter Windsor Chair

Side Chair

#24 · 18"W x 20½"D x 37½"H

Arm Chair

#24A · 22"W x 20½"D x 37½"H



New England Windsor Swivel Stool

#54-24 · 21"W x 21½"D x 42½"H · 24"H Seat

#54-30 · 21"W x 21½"D x 48½"H · 30"H Seat

All stools are available with a 24" high seat for a 36" high counter, or a 30" high seat for a 42" high counter.



Lancaster Arrow-Back Swivel Stool

#712-24 · 21"W x 21½"D x 42½"H · 24"H Seat

#712-30 · 21"W x 21½"D x 48½"H · 30"H Seat



Charter Windsor Swivel Stool with Arrows

#240-24 · 18"W x 19½"D x 41½"H · 24"H Seat

#240-30 · 18"W x 19½"D x 47½"H · 30"H Seat



Charter Windsor Swivel Stool

#24-24 · 18"W x 19½"D x 41½"H · 24"H Seat

#24-30 · 18"W x 19½"D x 47½"H · 30"H Seat



Antique Reproduction Chairs & Stools



Birdcage Chair
Side Chair
#39 · 22"W x 20½"D x 37½"H
Arm Chair
#39A · 23"W x 21"D x 37½"H



Birdcage Swivel Stool
#39-24 · 22"W x 20½"D x 43½"H · 24"H Seat
#39-30 · 22"W x 20½"D x 49½"H · 30"H Seat



Classic Bow-Back Windsor Chair
Side Chair
#1003 · 21"W x 21"D x 41"H
Arm Chair
#1004A · 27"W x 23½"D x 41½"H



Antique Reproduction Chairs & Stools



Classic Fan-Back Chair
Side Chair
#1005 · 23"W x 21"D x 40½"H
Arm Chair
#1006A · 27"W x 23½"D x 42"H



Classic Queen Anne Chair
Side Chair
#346 · 24"W x 22"D x 42½"H
Arm Chair
#346A · 25½"W x 22"D x 42½"H



Queen Anne Chair
Side Chair
#46 · 22"W x 23"D x 42"H
Arm Chair
#46A · 24"W x 23"D x 42"H

The Bird Cage Windsor · Design c. 1810 · The Bamboo Style

Turnings with alternating hollows and swells were common in the ancient world. This resemblance to bamboo became popular in England in the mid 1700s. Direct trade with the Orient stimulated bamboo work among the English. This in turn spread to America after the Revolution when Samuel Claphamson emigrated to Philadelphia in 1785, where he crafted "bamboo chairs."

Bamboo legs and rungs were used on high-back chairs and the new bow-back designs introduced to Philadelphia in the mid 1780s. But more design changes occurred within a few years as legs were changed from three to four-sections, and leg supports changed from H-frame to box-frame. By 1800 the style changed as round-back chairs which had been in fashion for fifteen years yielded to square-backs which prevailed until the 1850s. These new-fashioned bamboo Windsors, sometimes called "Squair-top," often had two sturdy side posts with seven vertical spindles capped by single or double bows in the crest. Seat designs varied, but generally had decorative grooves carved in them. On arm chairs, turned arms became popular as they replaced scroll-design arms.

Our Bird Cage Windsor

Our Bird Cage Windsor chairs reflect those crafted about 1810 after the switch of design. We have been determined to make chairs that are comfortable. To do so, we have used steam-bent spindles, a design that was not entirely uncommon in early Windsors. These special spindles offer a comfortable lower back support.

Early Windsor History & Design

Windsor chairs seem to have been first used during the 1720s in the grounds around Windsor Castle, England. As it had been for centuries, London became the center for new design in Windsor chairs. Windsor chair building had spread throughout England by the 1770s as provincial craftsmen familiar with Windsor form capitalized on the distance between the local consumer and the metropolitan market.

Turning our focus now to design, solid back splats were added to Windsor chairs in the 1740s. Under the influence of high-style designs by Thomas Chippendale, by the 1760s back splats were ornamented with pierced openings. Earlier chairs had shaved stick legs, but later legs were turned and tapered. By the 1760s, most chairs had turned rear legs with cabriole front legs. By about 1775, the front legs were connected by the addition of curved "cow horn" stretchers, usually with knee brackets to the back legs. As design advanced, bent arm supports were used. Thus by circa 1760 there was a substantial transformation from the earliest forms to a more refined pattern suited to chairs intended for indoor as well as garden use.

In addition to the high-back chair, the round-top chair originated in the 1750s. Our chairs are inspired by the designs in vogue during the 1770s. Changes came afterward. A chair made by Frederick Walker in Sherwood Forest in the early 1800s exemplifies later changes from cabriole legs, cow horn stretchers and bent arm posts, to turned legs, stretchers and arm posts.



Westminster Round Top'd Windsor Chair
Side Chair
#64 · 20"W x 24"D x 41"H
Elbow Chair
#64A · 22"W x 24"D x 41"H



Desk Chairs

Desk chairs feature adjustable height control with a gas lift. Adjustment is from 18"-22" high. Back tension is also adjustable.



Desk Chairs

The five-star base with caster wheels gives good support when leaning back. Most of our Windsor chairs can be adapted to be a desk chair.



Ten Spindle Wheat-Back Desk Chair
Arm Chair
#496AD · 26"W x 26"D x 40"H



Shaker Wheat-Back Desk Chair
Arm Chair
#75AD · 26"W x 26"D x 40"H



Wheat-Back Desk Chair
Arm Chair
#74AD · 26"W x 26"D x 40"H



Shaker New England Desk Chair
Arm Chair
#55AD · 26"W x 26"D x 40"H



New England Windsor Desk Chair
Arm Chair
#54AD · 26"W x 26"D x 40½"H



Nine Spindle Desk Chair
Arm Chair
#498AD · 26"W x 26"D x 39½"H



Ten Spindle Wheat-Back Desk Chair
Side Chair
#496D · 26"W x 26"D x 40"H



Wheat-Back Desk Chair
Side Chair
#74D · 26"W x 26"D x 40"H



Lumbar Mission Desk Chair
Side Chair
#710DW · 26"W x 26"D x 36½"H



Charter Windsor Desk Chair
Arm Chair
#24AD · 26"W x 26"D x 37½"H



Nine Spindle Desk Chair
Side Chair
#498D · 26"W x 26"D x 39½"H



Benches



New England Shaker Windsor Bench
#5455 · 51½"W x 22"D x 41"H



New England Windsor Bench
#5454 · 51"W x 21"D x 41"H



Benches



Charter Windsor Bench
#5424 · 50"W x 22"D x 37"H
#5324 · 38"W x 22"D x 37"H



Arrow-Back Windsor Bench
#5417 · 50"W x 22"D x 37"H
#5317 · 38"W x 22"D x 37"H



Continuous Arm Bench
#5422 · 52"W x 23"D x 37½"H



Shaker Bench
#557 · 42"W x 12"D x 18"H
#558 · 60"W x 12"D x 18"H



Mission Bench
#1081 · 42"W x 12"D x 18"H



Classic Windsor Bench
#5438 · 48"W x 21½"D x 40"H



Birdcage Windsor Bench
#5439 · 51"W x 21"D x 37"H



Deacon's Back Bench
#5418 · 50"W x 22"D x 37"H
#5318 · 38"W x 22"D x 37"H



Counter Stools

All stools are available with a 24" high seat for a 36" high counter, or a 30" high seat for a 42" high counter.



Shaker Round Seat Stool
 #9 · 18"W x 18"D x 18"H
 #11 · 18"W x 18"D x 24"H
 #13 · 18"W x 18"D x 30"H



Shaker Round Swivel Stool
 #9S · 17½"W x 18"D x 18"H
 #11S · 17½"W x 18"D x 24"H
 #13S · 17½"W x 18"D x 30"H



Shaker Saddle Stool
 #205S · 21"W x 17"D x 25½"H
 #206S · 23"W x 19"D x 30½"H



Colonial Round Seat Stool
 #8 · 18"W x 18"D x 18"H
 #10 · 18"W x 18"D x 24"H
 #12 · 18"W x 18"D x 30"H



Colonial Round Swivel Stool
 #8S · 17½"W x 17½"D x 18"H
 #10S · 17½"W x 17½"D x 24"H
 #12S · 17½"W x 17½"D x 30"H



El Rancho Saddle Stool
 #205 · 21"W x 17"D x 25½"H
 #206 · 23"W x 19"D x 30½"H



Around the table—
 where family memories are made.



Extension Tables

See other table sizes and options on page 26.



Rectangular Extension Table

#131 · 38"W x 56"D x 30"H

Available with two to eight 12" leaves

Shown in: #3 swept edge, #2 arched apron, #1 shaker tapered legs, oak wood



Oval Extension Table

#153 · 42"W x 60"D x 30"H

Available with two to sixteen 12" leaves

Shown in: #6 step down edge, #1 straight apron, #4 colonial legs, oak wood, #5 optional 1" top thickness, shown with center support leg for long extension tables



Extension Tables

See other table sizes and options on page 26.



Rectangular Extension Table

#133 · 42"W x 60"D x 30"H

Available with two to sixteen 12" leaves

Shown in: #4 beveled edge, #2 arched apron, #1 shaker tapered legs, cherry wood, #5 optional 1" top thickness



Rectangular Extension Table

#133 · 42W x 60"D x 30"H

Available with two to sixteen 12" leaves

Shown in: #2 oval edge, #2 arched apron, #7 mission legs, cherry wood



Leaf Rack Option

#117-4 · 4 Leaf
#117-6 · 6 Leaf
#117-8 · 8 Leaf
#117-10 · 10 Leaf

Available to store four to ten leaves

Leaves and Leaf Racks: On all our tables, flat leaves are standard. Some-times, for appearance's sake, aprons on leaves are desired if some leaves are left in the table all the time. Otherwise, it is easier to store flat leaves. See chart on page 26 to see which tables self-store leaves.

Made of natural-finished hardwood, leaf racks are the ideal way to closet store four or more flat leaves.



Round-End Extension Table

#141 · 38"W x 56"D x 30"H

Available with two to eight 12" leaves

Shown in: #2 oval edge, #1 straight apron, #3 country shaker legs, maple wood



Square Extension Table

#254 · 54"W x 54"D x 30"H

Available with two to eight 12" leaves

Shown in: #6 step down edge, #3 beaded apron, #4 colonial legs, oak wood, #5 optional 1" top thickness



Extension Tables

Keep it in a small kitchen for everyday use, or stretch it out in your dining room for entertaining. Perfect for a young couple starting out in an apartment or a large family in a countryside farm house.



▲ Shown closed with seating for two [no leaves]



▲ Shown with seating for six [2 leaves]

▼ Shown with seating for ten [6 leaves]



▼ Shown with seating for twelve [8 leaves]

Eency Weency Extension Table

#161 · 36" x 30" top, 30" high

Available with two to eight 12" leaves

Shown in: #5 round over edge, #2 arched apron, #1 shaker tapered leg, cherry wood

Capri Side Chair

#372W · 19 1/2"W x 21"D x 39"H

Capri Arm Chair

#372AW · 22"W x 21"D x 39"H

The Eency-Weency Table was designed for a variety of situations - from a small table seating one or two people, to an extended length seating four to twelve people. This amazingly tiny table is only thirty inches long when closed, but can stretch out to ten and one-half feet!



Non-Extension Tables

See other table sizes and options on page 26.



Rectangular Solid Top Table

#114 · 30" x 48" top, 30" high

Shown in: #5 round over edge, #1 straight apron, #2 classic shaker leg, oak wood



Round Solid Top Table

#121 · 38" diameter top, 30" high

Shown in: #2 oval edge, #3 beaded apron, #1 shaker tapered leg, oak wood



Square Solid Top Table

#112 · 42" x 42" top, 30" high

Shown in: #1 eased edge, #1 straight apron, #2 classic shaker leg, oak wood



Rectangular Solid Top Table

#115 · 36" x 60" top, 30" high

Shown in: #6 step down edge, #1 straight apron, #4 colonial leg, oak wood, #5 optional 1" top thickness, optional drawer





Table Model Numbers



Square & Rectangular Solid Top Model #	Round Solid Top Model #	Dimensions W x L	Seating Capacity
111	121	38" x 38"	2
112	122	42" x 42"	4
114-48		30" x 48"	4
115-36		36" x 36"	2
115-48		36" x 48"	4
115-60		36" x 60"	6
115-72		36" x 72"	6
112-48		42" x 48"	4
112-60		42" x 60"	6
112-72		42" x 72"	6

Square & Rectangular Extension Model #	Round-End Extension Model #	Oval Extension Model #	# of Leaves	Closed Dimensions W x L	Extended Length	Seating Capacity
*131-2	*141-2	*151-2	2	38" x 56"	80"	6-8
131-4	141-4	151-4	4	38" x 56"	94"	6-10
131-6	141-6	151-6	6	38" x 56"	118"	6-12
131-8	141-8	151-8	8	38" x 56"	142"	6-14
132-2	142-2	152-2	2	42" x 42"	66"	4-6
132-4	142-4	152-4	4	42" x 42"	90"	4-8
132-6	142-6	152-6	6	42" x 42"	114"	4-10
132-8	142-8	152-8	8	42" x 42"	138"	4-12
*133-2	*143-2	*153-2	2	42" x 60"	84"	6-8
*133-4	143-4	*153-4	4	42" x 60"	108"	6-10
133-6	143-6	153-6	6	42" x 60"	132"	6-12
133-8	143-8	153-8	8	42" x 60"	156"	6-14
133-10	143-10	153-10	10	42" x 60"	180"	6-16
133-12		153-12	12	42" x 60"	204"	6-18
133-14		153-14	14	42" x 60"	228"	6-20
133-16		153-16	16	42" x 60"	252"	6-22
*135-2	*145-2	*155-2	2	46" x 72"	96"	8-10
*135-4	145-4	*155-4	4	46" x 72"	120"	8-12
135-6	145-6	155-6	6	46" x 72"	144"	8-14
135-8	145-8	155-8	8	46" x 72"	168"	8-16
135-10	145-10	155-10	10	46" x 72"	192"	8-18
135-12		155-12	12	46" x 72"	216"	8-20
135-14		155-14	14	46" x 72"	240"	8-22
135-16		155-16	16	46" x 72"	264"	8-24
254-2			2	54" x 54"	78"	6-8
254-4			4	54" x 54"	102"	6-10
254-6			6	54" x 54"	126"	6-12
254-8			8	54" x 54"	150"	6-14



Leaves with aprons are available if you desire a fully enclosed look. A typical table order may include one or two aproned leaves so that the table can be extended permanently without a gap in the apron.

Extension tables with four or six leaves will have one center support leg. Those with eight leaves will have two center support legs. And those with ten or more leaves will have four center support legs.

*** These tables have self storing leaves.**

Two-leaf tables store two flat leaves or one flat leaf and one leaf with aprons. Four-leaf tables store four flat leaves or two flat leaves and two leaves with aprons.

Eency-Weency Tables (Rectangular Only)

161-2			2	36" x 30"	54"	2-6
161-4			4	36" x 30"	78"	2-8
161-6			6	36" x 30"	102"	2-10
161-8			8	36" x 30"	126"	2-12
171-2			2	42" x 30"	54"	2-6
171-4			4	42" x 30"	78"	2-8
171-6			6	42" x 30"	102"	2-10
171-8			8	42" x 30"	126"	2-12



Build A Table Your Way!


Step 1

Choose a Model




Step 2


Choose an Edge Profile



#1 Eased




#4 1/4" Bevel




#2 Oval



#5 3/8" Round over



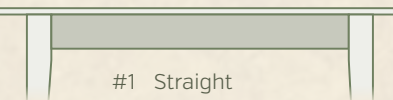
#3 Swept



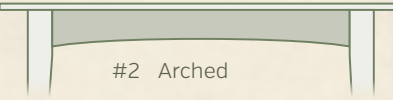
#6 Step down

Step 3

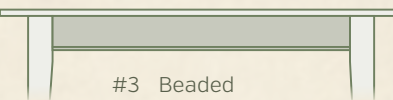
Choose an Apron



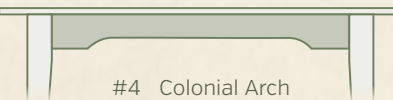
#1 Straight



#2 Arched



#3 Beaded



#4 Colonial Arch

Step 4

Choose a Table Leg



#1 Shaker Tapered



#2 Classic Shaker



#3 Country Shaker



#4 Colonial



#5 Bamboo



#6 Classic Colonial



#7 Mission

Step 5

Choose a Wood Species

[C] Cherry
[O] Oak
[M] Maple

Step 6

Optional Tabletop Thickness

Our 4-leg style custom dining tables come standard with a 3/4" table top thickness. To choose a thicker table top, use one of the choices below.

#5 1" table top thickness
#6 1-1/4" table top thickness
#8 1-3/4" table top thickness

SKU Number Instructions

Example: If you would like to choose a 36" wide Eency-Weency table with two leaves, an oval edge, straight apron, country shaker legs, in maple wood, and the standard 3/4" table top thickness, enter like this:

161-2	2	1	3	M	
Table Model #	Edge Profile	Apron Style	Leg Style	Wood Species	Optional Table Top Thickness

Step 7

Build Your Custom SKU

Table Model #	Edge Profile	Apron Style	Leg Style	Wood Species	Optional Table Top Thickness

Stain/paint choice: _____

Other Options: Leaves with aprons _____
Leaf Rack _____

Drawer for solid top table _____

Drawer on short or long side of table _____



Draw-Leaf Table

Easily extend your tabletop without removing items from it. One person can easily and quickly pull out the leaf stored beneath the tabletop. The leaf rocks back and slides forward to interlock with tabletop.



Draw-Leaf Table
#190-72 · 42" x 72" top, 30"
Includes two 20" leaves
Shown in: #1 shaker tapered leg, oak wood

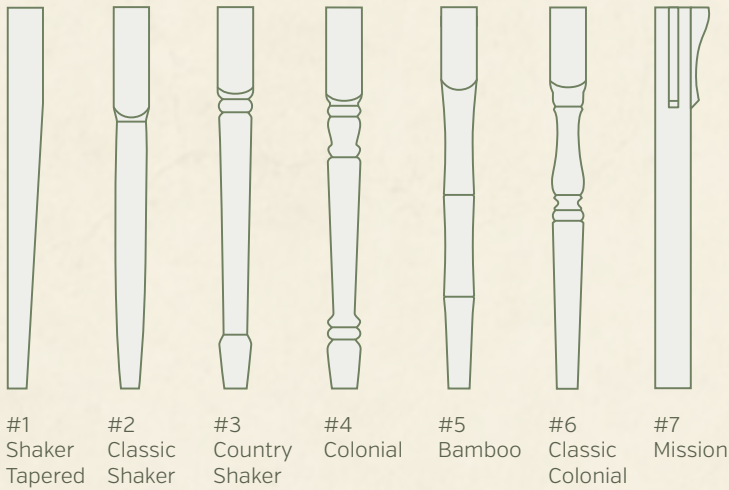


Extended leaf

Step 1 Choose a Model

Model #	Dim. W x L	Leaf Width	Leg Width	Width Btwn Legs (Side)	Width Btwn Legs (End)	Seating Capacity
190-54	36" x 54"	16"	2¾"	40"	25½"	4-6
190-60	40" x 60"	16"	2¾"	46"	29½"	4-6
190-72	42" x 72"	20"	4"	57"	30½"	6-8
190-84	44" x 84"	20"	4"	69"	32½"	8-10

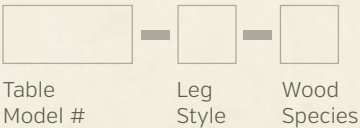
Step 2 Choose a Table Leg



Step 3 Choose a Wood Species

- [C] Cherry
- [O] Oak
- [M] Maple

Step 4 Build Your Custom SKU



Stain/paint choice: _____



Extension Pedestal Tables

See other table sizes and options on page 31.



Round Extension Pedestal Table
#432 · 48" diameter top, 30" high
Includes two 12" leaves
Shown in: #2 oval edge, "F" shaker pedestal and feet, maple wood



Round Extension Pedestal Table
#436 · 54" diameter top, 30" high
Includes two 12" leaves
Shown in: #2 oval edge, "F" shaker pedestal and feet, maple wood



Round Extension Pedestal Table
#480 · 42" diameter top, 30" high
Includes two 12" leaves
Shown in: #7 traditional edge, "A" reeded pedestal with cabriole feet, cherry wood



Clipped-Corner Extension Pedestal Table
#430 · 42" x 42" top, 30" high
Includes two 12" leaves
Shown in: #8 French edge, "B" reeded pedestal with princess feet, oak wood



Extension Pedestal Tables

See other table sizes and options on page 31.



Round-Corner Extension Double Pedestal Table

#481 · 42" x 66" top, 30" high
Available with two or four 12" leaves

Shown in: #7 traditional edge, "A" reeded pedestal with cabriole feet, oak wood



Round-End Extension Double Pedestal Table

#488 · 42" x 66" top, 30" high
Available with two or four 12" leaves

Shown in: #7 traditional edge, "A" reeded pedestal with cabriole feet, oak wood



Clipped-Corner Extension Double Pedestal Table

#429 · 42" x 66" top, 30" high
Available with two or four 12" leaves

Shown in: #8 French edge, "B" reeded pedestal with princess feet, oak wood



Round-Corner Extension Double Pedestal Table

#481 · 42" x 66" top, 30" high
Available with two or four 12" leaves

Shown in: #7 traditional edge, "G" beacon pedestal and feet, cherry wood



Round-End Extension Double Pedestal Table

#488 · 42" x 66" top, 30" high
Available with two or four 12" leaves

Shown in: #6 step down edge, "D" colonial pedestal with lion's claw feet, oak wood




Round Solid Top Pedestal Table

#421 · 36" diameter top, 30" high
[36" high available]

Shown in: #7 step down edge, "C" colonial pedestal with empire feet, oak wood



Build A Pedestal Table Your Way!




	Round Solid Top Model #	Dimensions W x L	Seating Capacity		Clipped-Corner Extension Model #	Round & Round-End Extension Model #	Round-Corner Extension Model #	# of Leaves	Closed Dimensions W x L	Extended Length	Seating Capacity
Single Pedestal	421	36" x 36"	2	Single Pedestal	430-2	480-2		2	42" x 42"	66"	4-6
	422	42" x 42"	4			432-2		2	48" x 48"	72"	4-6
	423	48" x 48"	4			436-2		2	54" x 54"	78"	6-8
Double Pedestal				Double Pedestal	*429-2	*488-2	*481-2	2	42" x 66"	90"	6-8
					*429-4	488-4	*481-4	4	42" x 66"	114"	6-10
						*445-2		2	46" x 72"	96"	8-10
						445-4		4	46" x 72"	120"	8-12


Step 1 Choose a Model

Step 2


Choose an Edge Profile




#1 Eased



#2 Oval




#3 Swept



#4 1/4" Bevel



#5 3/8" Round over



#6 Step down



#7 Traditional





#8 French



Step 3

Choose a Pedestal and Feet Combination



A. Reeded Pedestal w/Cabriole Feet



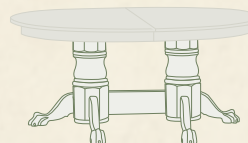

B. Reeded Pedestal w/Princess Feet



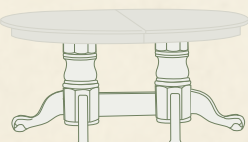

C. Colonial Pedestal w/Empire Feet



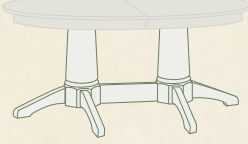
D. Colonial Pedestal w/Lion Claw Feet



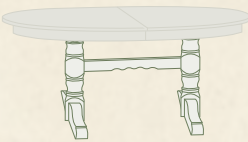
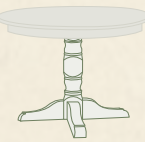
E. Colonial Pedestal w/Eagle Claw Feet



F. Shaker Pedestal and Feet



G. Beacon Pedestal and Feet



Step 4

Choose a Wood Species

[C] Cherry
[O] Oak
[M] Maple

Step 5

Optional Tabletop Thickness

Our pedestal style custom dining tables come standard with a 1" table top thickness. To choose a thicker table top, use one of the choices below.

#6 1-1/4" table top thickness
#8 1-3/4" table top thickness

Step 6

Build Your Custom SKU

(See page 7 for instructions)

Table Model # Edge Profile Pedestal And Feet Wood Species Optional Table Top Thickness

Stain/paint choice: _____

Other Options: Leaves with aprons _____
Leaf Rack _____

* These tables have self storing flat leaves.

Leaves with aprons do not store in pedestal tables.



Shaker - the timeless art of simplicity and function.

Penn Valley Cabinets · Shaker Servers & Cupboards



Shaker Corner Cupboard
Cupboard

#2029 · 41 $\frac{1}{8}$ "W x 22 $\frac{1}{8}$ "D x 47"H

Base

#2028 · 39 $\frac{1}{2}$ "W x 21"D x 31 $\frac{3}{4}$ "H

Combined height: 78 $\frac{3}{4}$ "



Shaker Cupboard and Sideboard
Cupboard

#2022 · 44 $\frac{1}{4}$ "W x 16 $\frac{1}{8}$ "D x 47"H

Sideboard

#2020 · 42"W x 18"D x 31 $\frac{3}{4}$ "H

Combined height: 78 $\frac{3}{4}$ "



Shaker Cupboard and Sideboard
Cupboard

#2024 · 61 $\frac{3}{4}$ "W x 16 $\frac{1}{8}$ "D x 47"H

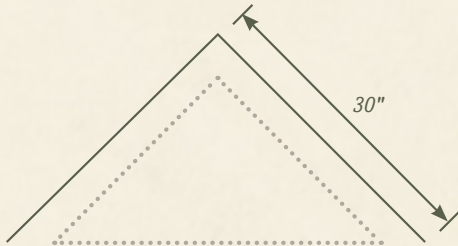
Sideboard

#2023 · 59 $\frac{1}{2}$ "W x 18"D x 31 $\frac{3}{4}$ "H

Combined height: 78 $\frac{3}{4}$ "

Penn Valley Features:

- 1 glass shelf in china top
- Touch lighting
- Genuine raised panel door design
- Drawers are dovetailed front and back
- Drawers ride on wooden dovetailed slides
- Lumber is edge glued to form a solid carcass



30" of wall space is required
for corner cupboards



Small Shaker Server

#2021 · 42"W x 18"D x 42"H



Large Shaker Server

#2026 · 59 $\frac{1}{2}$ "W x 18"D x 42"H



Artisan Cabinets · Shaker Huntboards & Buffets



Shaker Hunt Board
#5212 · 51"W x 16¾"D x 34"H




Shaker Hunt Board
#5213 · 60"W x 16¾"D x 34"H

- Artisan Features:**
- 2 glass shelves in cupboard and 3 glass shelves in full china
 - Touch lighting
 - Backs are solid board planking using ship-lap joinery
 - Lumber is edge glued to form a solid carcass
 - Genuine raised panel or flat panel door design
 - Drawers are dove-tailed front and back
 - Drawers ride on ball bearing guides with soft-close feature



Artisan Cabinets · Shaker Sideboards & Cupboards


Like the antiques crafted a century ago by the Shaker craftsmen, our cabinets are handcrafted in solid wood and will last a lifetime.



Shaker Sideboard
#5231 · 37"W x 19"D x 34"H



Shaker Sideboard
#5232 · 51"W x 19"D x 34"H



Shaker Sideboard
#5233 · 60"W x 19"D x 34"H




Shaker Buffet
#5221 · 37"W x 19"D x 38"H



Shaker Buffet
#5222 · 51"W x 19"D x 38"H




Shaker Buffet
#5223 · 60"W x 19"D x 38"H



Shaker Cupboard & Sideboard
Cupboard
#5261 · 40"W x 17"D x 50"H
Sideboard
#5231 · 37"W x 19"D x 34"H
Combined height: 84"



Shaker Cupboard & Sideboard
Cupboard
#5262 · 54"W x 17"D x 50"H
Sideboard
#5232 · 51"W x 19"D x 34"H
Combined height: 84"




Shaker Cupboard & Sideboard
Cupboard
#5263 · 63"W x 17"D x 50"H
Sideboard
#5233 · 60"W x 19"D x 34"H
Combined height: 84"



Artisan Cabinets · Shaker Full Chinas

Shaker Furniture. Modest by simplicity, yet functional and enduring the daily rigors. Shaker is a rare but timeless style. In traditional and contemporary settings, Shaker style is fitting and beautiful.



Shaker Full China & Sideboard
China

#5271 · 40"W x 17"D x 50"H

Sideboard

#5231 · 37"W x 19"D x 34"H

Combined height: 84"




Shaker Full China & Sideboard
China

#5272 · 54"W x 17"D x 50"H

Sideboard

#5232 · 51"W x 19"D x 34"H

Combined height: 84"



Shaker Full China & Sideboard
China

#5273 · 63"W x 17"D x 50"H

Sideboard

#5233 · 60"W x 19"D x 34"H

Combined height: 84"



Artisan Cabinets · Colonial Huntboards & Buffets



Colonial Huntboard

#5112 · 51"W x 16¾"D x 34"H

2 doors & 2 drawers

#5113 · 60"W x 16¾"D x 34"H

2 doors & 3 drawers



Queen Anne Huntboard

#5112QA · 51"W x 16¾"D x 34"H

2 doors & 3 drawers

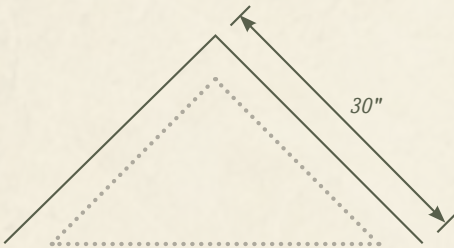
#5113QA · 60"W x 16¾"D x 34"H

2 doors & 2 drawers



Shaker Corner Cupboard

#5296 · 42½"W x 23"D x 84"H



30" of wall space is required
for corner cupboards

Artisan Features:

- 2 glass shelves in cupboard and 3 glass shelves in full china
- Touch lighting
- Backs are solid board planking using ship-lap joinery
- Lumber is edge glued to form a solid carcass
- Genuine raised panel or flat panel door design
- Drawers are dove-tailed front and back
- Drawers ride on ball bearing guides with soft-close feature



Colonial Buffet

#5121 · 37"W x 19"D x 38"H



Colonial Buffet

#5122 · 51"W x 19"D x 38"H



Colonial Buffet

#5123 · 60"W x 19"D x 38"H



Artisan Cabinets · Colonial Sideboards & Cupboards



Colonial Sideboard
#5131 · 37"W x 19"D x 34"H



Colonial Sideboard
#5132 · 51"W x 19"D x 34"H



Colonial Sideboard
#5133 · 60"W x 19"D x 34"H



Colonial Cupboard on Sideboard
Cupboard
#5161 · 40"W x 17"D x 50"H
Sideboard
#5131 · 37"W x 19"D x 34"H
Combined height: 84"




Colonial Cupboard on Sideboard
Cupboard
#5162 · 54"W x 17"D x 50"H
Sideboard
#5132 · 51"W x 19"D x 34"H
Combined height: 84"



Colonial Cupboard on Sideboard
Cupboard
#5163 · 63"W x 17"D x 50"H
Sideboard
#5133 · 60"W x 19"D x 34"H
Combined height: 84"



Artisan Cabinets · Colonial Full Chinas



Colonial Full China on Sideboard
Cupboard
#5171 · 40"W x 17"D x 50"H
Sideboard
#5131 · 37"W x 19"D x 34"H
Combined height: 84"



Colonial Full China on Sideboard
Cupboard
#5172 · 54"W x 17"D x 50"H
Sideboard
#5132 · 51"W x 19"D x 34"H
Combined height: 84"



Colonial Full China on Sideboard
Cupboard
#5173 · 63"W x 17"D x 50"H
Sideboard
#5133 · 60"W x 19"D x 34"H
Combined height: 84"




Colonial Corner Cupboard
#5196 · 42½"W x 23"D x 84"H

Artisan Features:


- 2 glass shelves in cupboard and 3 glass shelves in full china
- Touch lighting
- Backs are solid board planking using ship-lap joinery
- Lumber is edge glued to form a solid carcass
- Genuine raised panel or flat panel door design
- Drawers are dove-tailed front and back
- Drawers ride on ball bearing guides with soft-close feature



Touch lighting on all cupboards and full china cabinets




Artisan Cabinets · Mission Buffets & Sideboards




Mission Buffet
#5621 · 37"W x 19"D x 38"H



Mission Buffet
#5622 · 51"W x 19"D x 38"H




Mission Buffet
#5623 · 60"W x 19"D x 38"H




Mission Sideboard
#5631 · 37"W x 19"D x 34"H




Mission Sideboard
#5632 · 51"W x 19"D x 34"H



Mission Sideboard
#5633 · 60"W x 19"D x 34"H




Artisan Cabinets · Mission Cupboards & Full Chinas




Mission Cupboard & Sideboard
Cupboard
#5661 · 40"W x 17"D x 50"H
Sideboard
#5631 · 37"W x 19"D x 34"H
Combined height: 84"



Mission Cupboard & Sideboard
Cupboard
#5662 · 54"W x 17"D x 50"H
Sideboard
#5632 · 51"W x 19"D x 34"H
Combined height: 84"




Mission Cupboard & Sideboard
Cupboard
#5663 · 63"W x 17"D x 50"H
Sideboard
#5633 · 60"W x 19"D x 34"H
Combined height: 84"



Mission Full China & Sideboard
China
#5671 · 40"W x 17"D x 50"H
Sideboard
#5631 · 37"W x 19"D x 34"H
Combined height: 84"



Mission Full China & Sideboard
China
#5672 · 54"W x 17"D x 50"H
Sideboard
#5632 · 51"W x 19"D x 34"H
Combined height: 84"



Mission Full China & Sideboard
China
#5673 · 63"W x 17"D x 50"H
Sideboard
#5633 · 60"W x 19"D x 34"H
Combined height: 84"


Bookcases



Shaker Bookcase
#6224 · 40W x 14½D x 48H [2 shelves]



Shaker Bookcase
#6225 · 40W x 14½D x 60H [3 shelves]



Shaker Bookcase
#6226 · 40W x 14½D x 72H [4 Shelves]

Bookcases for your classics
and tables for your
accessories—
keep your living tidy.



Colonial Bookcase
#6124 · 40W x 14½D x 48H [2 shelves]
#6125 · 40W x 14½D x 60H [3 shelves]
#6126 · 40W x 14½D x 72H [4 shelves] Shown
#6127 · 40W x 14½D x 84H [5 shelves]



Colonial Bookcase with Doors
#6126-6021 · 40W x 14½D x 72H [3 Shelves] Shown
#6127-6021 · 40W x 14½D x 84H [4 Shelves]



Shaker Bookcase
#6227 · 40W x 14½D x 84H [5 Shelves]



Montgomery Village Occasional Tables

The Montgomery Village Collection offers a charming balance between classic design and contemporary appeal.



Chair-side Table with Shelf
#3229 · 14"W x 24"D x 25"H



Oval End Table
#3220 · 21"W x 26"D x 25"H



Rectangular End Table with Shelf
#3221 · 20"W x 24"D x 25"H



Rectangular Coffee Table
#3223 · 46"W x 24"D x 18"H



Oval Coffee Table
#3222 · 46"W x 24"D x 18"H



Square Coffee Table
#3226 · 32"W x 32"D x 18"H



Montgomery Village Occasional Tables

The appearance of this collection with its precisely beveled edges and gently tapered legs makes it blend with many interiors.



Hall Table with Shelf
#3225 · 32"W x 14"D x 29"H



Hall Table with Shelf
#3228 · 24"W x 14"D x 29"H



Sofa Table with Shelf
#3224 · 52"W x 17"D x 29"H



Nickel Knob



Wooden Knob



King Street Occasional Tables

Notice the simple dignity of these King Street occasionals.



Chair-side Table with Shelf
#3029S · 14"W x 24"D x 25"H



Rectangular End Table
#3021 · 20"W x 24"D x 25"H



Rectangular End Table with Shelf
#3021S · 20"W x 24"D x 25"H



Oval End Table
#3020 · 21"W x 26"D x 25"H



Hall Table with Shelf
#3028S · 24"W x 14"D x 29"H



Nickel Knob



Wooden Knob



Square Coffee Table
#3026 · 35"W x 35"D x 18"H



Small Oval Coffee Table
#3022 · 34"W x 25"D x 18"H



Rectangular Coffee Table
#3023 · 46"W x 24"D x 18"H



Sofa Table
#3025 · 36"W x 17"D x 29"H



Sofa Table with 2 Drawers
#3024 · 48"W x 16"D x 29"H



Sofa Table with 2 Drawers and Shelf
#3024S · 48"W x 16"D x 29"H



King Street Occasional Tables

This timeless look, in addition to the quality of craftsmanship, means a lifetime of usable pleasure.



Shaker Village Occasional Tables

The simplicity of finely styled Shaker furniture symbolizes hands to work and a heart to please God.



Shaker Village Occasional Tables

Our craftsmen carefully combine the clean, simple features of Shaker styling with the enduring quality of northern hardwoods.



Small Rectangular Coffee Table

#556 · 36"W x 22"D x 18"H



Rectangular Coffee Table

#550 · 46"W x 24"D x 18"H



Candle Stand

#554 · 21"W x 21"D x 29"H



Chair-side Table

#559 · 14"W x 24"D x 25"H



Readers End Table

#571 · 18"W x 14"D x 25"H



Oval Coffee Table

#572 · 46"W x 24"D x 18"H



Square Coffee Table

#551 · 35"W x 35"D x 18"H



Rectangular End Table

#552 · 24"W x 20"D x 25"H



Oval End Table

#570 · 21"W x 26"D x 25"H



Rectangular End Table

#548 · 20"W x 24"D x 25"H



Shaker Village Occasional Tables

Our Shaker Village Collection reflects the dedication to simplicity by sparsely ornamented yet beautifully proportioned designs.



Hall Table

#575 · 36"W x 17"D x 29"H



Hall Table with Shelf

#578 · 24"W x 14"D x 29"H



Writing Desk

#630 · 51"W x 22"D x 30"H



Sofa Table

#553 · 52"W x 17"D x 29"H



Sofa/Server Table

#574 · 60"W x 15"D x 29"H



Writing Desk

#555 · 40"W x 20"D x 30"H



American Colonial Occasional Tables

This collection continues the tradition of the Master Craftsmen of the eighteenth century who came to the new colonies and crafted furniture of enduring beauty.



Oval End Table

#830 · 21"W x 26"D x 25"H



Rectangular End Table

#831 · 20"W x 24"D x 25"H



Oval Coffee Table

#832 · 46"W x 24"D x 18"H



Rectangular Coffee Table

#833 · 48"W x 24"D x 18"H



Rectangular Sofa Table

#834 · 52"W x 17"D x 29"H



Hall Table with Drawer

#837 · 32"W x 14"D x 29"H



Mission Occasional Tables

Traditional fine furniture joinery for lasting value. Drawers are dovetailed front and back for superb strength.



Mini Table

#461 · 14"W x 14"D x 25"H



Lamp Table

#460 · 14"W x 24"D x 25"H



Rectangular End Table

#450 · 22"W x 24"D x 25"H



Hall Table with 1 Drawer

#455 · 24"W x 14"D x 29"H

#452 · 32"W x 14"D x 29"H



Library Table

#457 · 48"W x 24"D x 29"H



Sofa Table

#453 · 48"W x 16"D x 29"H



Mission Occasional Tables

Premium craftsmanship in American hardwoods. Solid wood drawer sides and backs are well sanded for a smooth interior.



Chair-side Magazine Table

#459 · 14"W x 24"D x 25"H



Display Coffee Table

#464 · 32"W x 32"D x 18"H



Coffee Table

#451 · 42"W x 22"D x 18"H



Matte Black



Hammered Pewter



Square Coffee Table with 1 Drawer

#454 · 32"W x 32"D x 18"H



Round Coffee Table

#462 · 35" Diameter x 18"H



Storage Coffee Table

#463 · 32"W x 32"D x 18"H



Cambridge Occasional Tables

An eloquent collection of eighteenth-century styled furniture.



Oval End Table
#320 · 21"W x 26"D x 23"H



Rectangular End Table
#321 · 20"W x 24"D x 23"H



Rectangular Coffee Table
#323 · 48"W x 24"D x 17"H



Oval Coffee Table
#322 · 46"W x 24"D x 17"H



Cambridge Occasional Tables

A Queen Anne collection with graceful design, cabriole legs, brass hardware, and scrupulous craftsmanship.



Sofa Table
#324 · 52"W x 17"D x 28"H



Hall Table
#325 · 32"W x 14"D x 28"H



Writing Desk
#326 · 48"W x 24"D x 30½"H



Low Boy
#327 · 40"W x 20"D x 30"H



Country Occasional Tables

Solid craftsmanship for a country setting



End Table

#104DS · 22"W x 27"D x 23"H



Coffee Table

#120S · 46"W x 22"D x 18"H



Sofa Table

#128DS · 54"W x 16"D x 29"H



Sofa Table

#126DS · 36"W x 16"D x 29"H



Rocking Chairs



New England Windsor Arm Rocker

#54AR · 24½"W x 31"D x 37"H



Boston Rocker

#513R · 25"W x 30"D x 40½"H



Beaver Run Rocker

#514R · 27"W x 34"D x 41½"H



Sack-Back Windsor Rocker

#1004AR · 27"W x 32"D x 38"H



Comb-Back Windsor Rocker

#1006AR · 27"W x 32"D x 38½"H



Children's Furniture



Acorn-Back Child's Rocker
#82 · 17½"W x 24"D x 27½"H



Bow-Back Child's Rocker
#83 · 16½"W x 24"D x 26"H



Acorn-Back Child's Chair
#78 · 16"W x 16"D x 28"H
Bow-Back Child's Chair
#79 · 16"W x 16"D x 27"H
Child's Table
#86 · 24"W x 32"D x 21"H



Acorn-Back High Chair
#92 · 20½"W x 20"D x 39"H



Wheat-Back High Chair
#91 · 20½"W x 20"D x 39"H



Bow-Back High Chair
#90 · 20½"W x 20"D x 39"H



Accessories



Clothes Tree
#1012 · 16"W x 16"D x 67½"H



Mission Hall Tree
#1010 · 17"W x 17"D x 73"H



Reclaimed Barnwood Collection

Barns of yesteryear reclaimed for today's fine furniture...from the granary walls, siding, and timbers.



End Table with Drawer & Shelf

#9554 · 20"W x 24"D x 24"H

End Table with Drawer

#9552 · 20"W x 24"D x 24"H



Cricket Table

#9582 · 24"W x 24"D x 27"H



Coffee Table with 2 Drawers

#9562 · 48"W x 24"D x 20"H

Coffee Table with Shelf

#9566 · 48"W x 24"D x 20"H



Reclaimed Barnwood Collection

Barns of yesteryear reclaimed for today's fine furniture...from the granary walls, siding, and timbers.



Extension Table w/ 2 Leaves

#9131-2 · 38"W x 56"D x 30"H
Total 80" long
Available with 4 leaves—Total 104" long



3' Trestle Bench

#9333 · 36"W x 14"D x 18"H
Available in 3', 4' & 5' lengths



Farm Table

#9115-72 · 36" x 72" top 30" high
Available in 48", 60", 72", & 84" widths



Hall Table with Shelf

#9576 · 48"W x 16"D x 30"H

Hall Table without Shelf

#9575 · 48"W x 12"D x 30"H



6' Bookcase with 3 Adjustable Shelves & 1 Fixed Shelf

#9416 · 28"W x 14"D x 72"H
Available in 5', 6' & 7' heights



6' Bookcase with 3 Adjustable Shelves & 1 Fixed Shelf

#9426 · 40"W x 14"D x 72"H
Available in 5' & 6' heights



Capri Chair with Barnwood Seat

Side Chair

#372BW · 19½"W x 21"D x 39"H

Arm Chair

#372ABW · 22"W x 21"D x 39"H



Shaker Ladder-Back with Barnwood Seat

Side Chair

#27BW · 19"W x 21½"D x 43½"H

Arm Chair

#27ABW · 23"W x 21½"D x 43½"H




Reclaimed Barnwood Collection



Buffet w/ 2 Drawers
& 2 Doors
#9222 · 51" x 19" x 38"H



Slant-back Open Hutch
#9241 · 42" x 17" x 79"H
Shelf inside



Stain and Paint Colors

Please reference real wood color samples to make your choice.


Oak



Cherry



Maple



Paint



Our wiping stains highlight the natural beauty of the wood. The grain and color tone of each furniture piece will vary from our samples due to the color variation and the natural aging process of the wood. Just as each tree was created with an individual grain and color, each piece of hardwood furniture has its own natural beauty that enhances with age.

Tonal variations of reddish, brownish and paler shades are common in the red oak wood species. The heartwood is always darker than the sapwood, and it may have a very fine or broad pattern. Dark brown mineral streaks are common in the cherry heartwood. The sapwood is pale and almost white in color. Cherry wood color deepens and grows richer with age. Subtle variations of paler and darker shades are common in maple wood. These natural features contribute to the unique characteristics of your furniture.



Only the Best Endures

Transforming your home, one heirloom at a time.



- Real American Hardwoods

- Built To Order

- Dedicated craftsmen